

MELAMINE AND LAMINATED PLYWOOD

NO HORIZONTAL DADO RAILS **WALLS** laminated. No visible join.

HANDRAIL round handrail with curved ends in brushed stainless steel to one side.

MIRROR 4 mm silver coloured safety mirror strip with polished.

CEILING suspended in black powder coated steel with lighting via flush mounted led spots.


FLOORING black artificial stone.

RETURNS AND JOINTS brushed stainless steel.

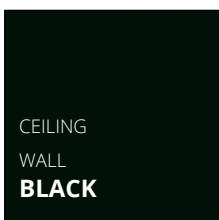
NOVA - ML ELEGANCE



For standard loads from 225 to 1600 kg. Other dimensions, consult.



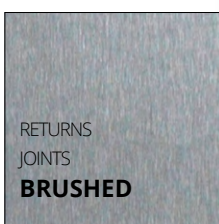
WALL
RED




CEILING
WALL
BLACK



WALL
**SATIN
EFFECT**



RETURNS
JOINTS
BRUSHED



FLOORING
BLACK



The final aspect of the car might differ from the image in catalogue.
Our cabins can be customized to your liking. Please consult for other finishes.