




CTV LIFTS [ARS



**"SIMPLICITY
IS THE
ULTIMATE
SOPHISTICATION"**

Leonardo Da Vinci



INDEX

CTV CARS

STANDARD CARS

Our high quality standard cabins can be customised to suit your style & needs. To find out more about the CTV standard car range please get in touch.

NO HORIZONTAL DADO RAIL

NOVA

*WITH HORIZONTAL DADO

CLASS

01 MELAMINE & LAMINATED PLYWOOD **ML** **PAG. 5**

Folded galvanised steel sheet, lined in high density chip board with high pressure bonded melamine layer.

NOVA - ML

NOVA - ML CAMBRIAN **PAG. 5**
NOVA - ML CHAMONIX **PAG. 6**
NOVA - ML HAYA **PAG. 7**
NOVA - ML ELEGANCE **PAG. 8**

CLASS - ML

ML - CLASS HORIZON **PAG. 9**

02 STAINLESS STEEL **NOX** **PAG. 10**

Folded galvanised steel sheet, lined in high density chip board with stainless steel skin.

NOVA - INOX

PAG. 10

CLASS - INOX

PAG. 11

03 PLASTIC COATED STEEL **SK** **PAG. 12**

Folded galvanised steel sheet, lined in high density chip board with vinyl coating.

NOVA - SK

PAG. 12

04 EPOXY RESIN FINISHES **EP** **PAG. 13**

Structural steel wall coated in painted baked enamel.

NOVA - EP

PAG. 13

*The mid dado rail is available in a range of finishes and creates a division between the upper and lower walls which can also be specified in a range of colours and finishes.

APPLICATIONS



HOMELIFT



RESIDENTIAL



COMMERCIAL



HOSPITALS



INDUSTRIAL / SERVICE

WALLS

01	LAMINATED	PAG. 14
03	STAINLESS STEEL	PAG. 15
05	EPOXY	PAG. 16

02	MELAMINE	PAG. 15
04	SKINPLATE	PAG. 15
04	LACOBEL	PAG. 16

FLOORING

01	ANTISLIP RUBBER FLOORING	PAG. 17
03	NATURAL GRANITES	PAG. 18

02	ARTIFICIAL STONES	PAG. 17
----	-------------------	---------

ACCESSORIES

01	HANDRAILS	PAG. 19
03	CEILINGS	PAG. 20

02	MIRRORS	PAG. 19
----	---------	---------

INSPIRATIONS

01	ARABESQUE I	PAG. 24
03	IMAGIC	PAG. 26
05	TRACE MARRÓN	PAG. 28
07	LAC - CRISTAL	PAG. 30

02	ARABESQUE II	PAG. 25
04	TRACE ROJA	PAG. 27
06	TRACE VERDE	PAG. 29
08	LAC - STEEL	PAG. 31

MELAMINE AND LAMINATED PLYWOOD

NO HORIZONTAL DADO RAILS **WALLS** melamine. No visible join.

HANDRAIL round handrail with curved ends in brushed stainless steel to one side.

MIRROR 4 mm silver coloured safety mirror strip with polished.

CEILING suspended in white powder coated sheet steel with lighting via flush mounted led spots.

FLOORING beige antislip rubber.

RETURNS AND JOINTS brushed stainless steel.

NOVA- ML CAMBRIAN



WALLS
CAMBRIAN



CEILING
WHITE



RETURNS
JOINTS
BRUSHED



FLOORING
BEIGE

For standard loads from 225 to 1600 kg. Other dimensions, consult.



The final aspect of the car might differ from the image in catalogue.
Our cabins can be customized to your liking. Please consult for other finishes.

MELAMINE AND LAMINATED PLYWOOD

NO HORIZONTAL DADO RAILS **WALLS** melamine. * Laminated option. No visible join.

HANDRAIL round handrail with curved ends in brushed stainless steel to one side.

MIRROR 4 mm silver coloured safety mirror strip with polished.

CEILING suspended in white powder coated sheet steel with lighting via flush mounted led spots.


FLOORING black antislip rubber.

RETURNS AND JOINTS brushed stainless steel.

NOVA - ML CHAMONIX



For standard loads from 225 to 1600 kg. Other dimensions, consult.



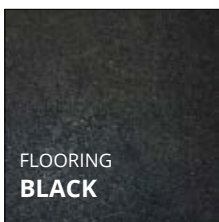
WALLS
OAK TREE




FLOORING
WHITE



RETURNS
JOINTS
BRUSHED



FLOORING
BLACK



The final aspect of the car might differ from the image in catalogue.
Our cabins can be customized to your liking. Please consult for other finishes.

MELAMINE AND LAMINATED PLYWOOD

NO HORIZONTAL DADO RAILS **WALLS** laminated. * Laminated option. No visible join.

HANDRAIL round handrail with curved ends in brushed stainless steel to one side.

MIRROR 4 mm silver coloured safety mirror strip with polished.

CEILING suspended in white powder coated sheet steel with lighting via flush mounted led spots.

FLOORING beige antislip rubber.

RETURNS AND JOINTS brushed stainless steel.

NOVA - ML HAYA



WALLS
BEECH



CEILING
WHITE



RETURNS
JOINTS
BRUSHED



FLOORING
BEIGE

For standard loads from 225 to 1600 kg. Other dimensions, consult.



The final aspect of the car might differ from the image in catalogue.
Our cabins can be customized to your liking. Please consult for other finishes.

MELAMINE AND LAMINATED PLYWOOD

NO HORIZONTAL DADO RAILS **WALLS** laminated. No visible join.

HANDRAIL round handrail with curved ends in brushed stainless steel to one side.

MIRROR 4 mm silver coloured safety mirror strip with polished.

CEILING suspended in black powder coated steel with lighting via flush mounted led spots.

FLOORING black antislip rubber.

RETURNS AND JOINTS brushed stainless steel.

NOVA - ML ELEGANCE



For standard loads from 225 to 1600 kg. Other dimensions, consult.

CTV

WALL
RED

CEILING
WALL
BLACK

WALL
SATIN
EFFECT

RETURNS
JOINTS
BRUSHED

FLOORING
BLACK



The final aspect of the car might differ from the image in catalogue.
Our cabins can be customized to your liking. Please consult for other finishes.

MELAMINE AND LAMINATED PLYWOOD

WITH HORIZONTAL DADO RAILS

WALLS melamine. * Laminated option. No visible join.

HANDRAIL round handrail with curved ends in brushed stainless steel to one side.

MIRROR 4 mm silver coloured safety mirror strip with polished.

CEILING suspended in white powder coated sheet steel with lighting via flush mounted led spots.

FLOORING grey antislip rubber.

RETURNS AND JOINTS brushed stainless steel.

CLASS - ML HORIZON



For standard loads from 225 to 1600 kg. Other dimensions, consult.

CTV

WALL
CERVINO PINE

WALL
BLUE

CEILING
WHITE

RETURNS
JOINTS
BRUSHED

FLOORING
GREY



The final aspect of the car might differ from the image in catalogue.
Our cabins can be customized to your liking. Please consult for other finishes.

STAINLESS STEEL

NO HORIZONTAL DADO RAILS

WALLS brushed stainless steel, with brushed stainless steel joints.

HANDRAIL round handrail with curved ends in brushed stainless steel to one side.

MIRROR 4 mm silver coloured safety mirror strip with polished.

CEILING suspended brushed stainless steel with lighting via flush mounted led spots.

FLOORING cement grey antislip rubber.

RETURNS AND JOINTS brushed stainless steel.

NOVA - INOX



WALLS
CEILING
RETURNS
JOINTS
BRUSHED

FLOORING
CEMENT GREY



The final aspect of the car might differ from the image in catalogue.
Our cabins can be customized to your liking. Please consult for other finishes.

STAINLESS STEEL

WITH HORIZONTAL DADO RAILS

CLASS - INOX



WALLS
CEILING
RETURNS
JOINTS
BRUSHED

FLOORING
CEMENT GREY

WALLS brushed stainless steel, with brushed stainless steel joints.

HANDRAIL horizontal dado rails in brushed stainless steel.

MIRROR 4 mm silver coloured safety mirror strip with polished edges, 1/2 height on rear wall.

CEILING suspended brushed stainless steel with lighting via flush mounted led spots.

FLOORING cement grey antislip rubber.

RETURNS AND JOINTS brushed stainless steel.

CTV



The final aspect of the car might differ from the image in catalogue.
Our cabins can be customized to your liking. Please consult for other finishes.

SKINPLATE

NOVA - SK



WALLS plastic coated steel (skinplate).



HANDRAIL horizontal dado rails in brushed stainless steel.

MIRROR 4 mm silver coloured safety mirror strip with polished edges, 1/2 height on rear wall.

CEILING suspended brushed stainless steel painted with tinted glass. Fluorescent tube lighting.

FLOORING cement grey antislip rubber.

RETURNS AND JOINTS brushed stainless steel.



The final aspect of the car might differ from the image in catalogue.
Our cabins can be customized to your liking. Please consult for other finishes.

EPOXY

NOVA - EP



WALLS epoxy resin finishes.

HANDRAIL round handrail with curved ends in brushed stainless steel to one side.

MIRROR 4 mm silver coloured safety mirror strip with polished.

CEILING direct in white powder coated sheet steel. With lighting via flush mounted led spots.

FLOORING oak antislip rubber.

RETURNS AND JOINTS brushed stainless steel.

WALLS
CEILING
WHITE

RETURNS
JOINTS
BRUSHED

FLOORING
OAK




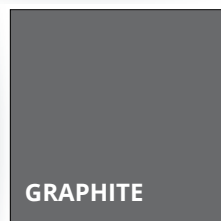

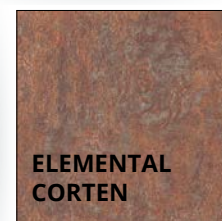
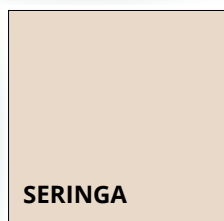
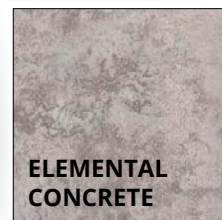
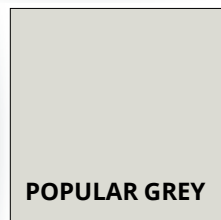


The final aspect of the car might differ from the image in catalogue.
Our cabins can be customized to your liking. Please consult for other finishes.

OPTIONS

WALLS

LAMINATED



 The actual sample might differ from the printed sample.

MELAMINE

CAMBRIAN

OAK TREE

GREY

BEECH

CERVINO PINE

**HABANA LINEN
TEXTILE**

STAINLESS STEEL

Other texturing available.

BRUSHED

LINEN

POLISHED

LEATHER

CHECKS

SKINPLATE


BLACK

GREY

WHITE

STAINLESS STEEL

The actual sample might differ from the printed sample.

 The actual sample might differ from the printed sample.

EPOXY

WHITE
RAL 9016

OYSTER WHITE
RAL 1013

BEIGE
RAL 1019

DARK GREY
RAL 7010

CREME
RAL 9001

GREEN
RAL 6019

PEARL BEIGE
RAL 1035

PEARL LIGHT GREY
RAL 9022

WATER BLUE
RAL 5021

GREY
RAL 7032

GREY METALLIC
RAL 9006

BLACK
RAL 9005

PIGEON BLUE
RAL 5014

LACOBEL

SILVER

RAL 1013

MATE
RAL 8615

GLOSS
RAL 8615

BRONZE

RAL 9003

RAL 9007

RAL 0337

RAL 1236

RAL 1856



RAL 2001

RAL 5002



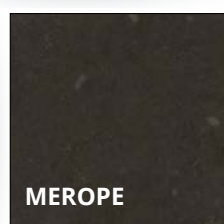
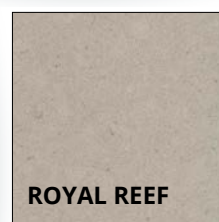
RAL 8017

FLOORINGS

ANTISLIP RUBBER FLOORING

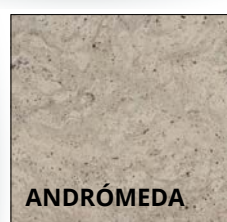
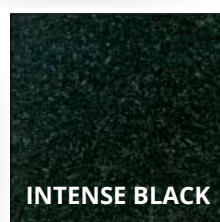






ARTIFICIAL STONES



The actual sample might differ from the printed sample.

NATURAL GRANITES



 The actual sample might differ from the printed sample.

ACCESSORIES

HANDRAILS



RECTANGULAR STAINLESS STEEL



RECTANGULAR BLACK




CURVED TUBULAR SATIN STAINLESS STEEL




CURVED TUBULAR POLISHED

MIRRORS



SLAT



1/2 MIRROR




3/4 MIRROR




FULL MIRROR


CEILINGS




LED SOPTS




SOHO




STONES




MARCO




MONDRIAN



MOSAIC



ARTE




BRICKS

CEILINGS




NATURA



TINTED GLASS

INSP RATIONS

SPECIAL CARS



MELAMINE AND LAMINATED PLYWOOD

NO HORIZONTAL DADO RAILS **WALLS** laminated. Printed safety glass to rear wall.

HANDRAIL round handrail with curved ends in brushed stainless steel.

CEILING curved suspended brushed stainless steel with lighting via flush mounted led spots.

FLOORING beige antislip rubber.

RETURNS AND JOINTS brushed stainless steel.

ARABESQUE I



Custom walls with painted glass panels or with printed images.

CTV

WALLS
SANDSTONE

CEILING
JOINTS
RETURNS
BRUSHED

FLOORING
BEIGE



The final aspect of the car might differ from the image in catalogue.
Our cabins can be customized to your liking. Please consult for other finishes.

MELAMINE AND LAMINATED PLYWOOD

NO HORIZONTAL DADO RAILS **WALLS** laminated. Printed safety glass to rear wall.

HANDRAIL round handrail with curved ends in brushed stainless steel.

CEILING curved suspended brushed stainless steel with lighting via flush mounted led spots.

FLOORING beige antislip rubber.

RETURNS AND JOINTS brushed stainless steel.

ARABESQUE II



Custom walls with painted glass panels or with printed images.

CTV

WALLS
SANDSTONE

CEILING
RETURNS
JOINTS
BRUSHED

FLOORING
BEIGE



The final aspect of the car might differ from the image in catalogue.
Our cabins can be customized to your liking. Please consult for other finishes.

MELAMINE AND LAMINATED PLYWOOD

NO HORIZONTAL DADO RAILS **WALLS** laminated. Printed safety glass to rear and one side.

HANDRAIL round handrail with curved ends in brushed stainless steel.

CEILING curved suspended in white powder coated sheet steel with lighting via flush mounted led spots.

FLOORING wood floor.

RETURNS brushed stainless steel.

JOINTS skirting in beige and cornice in white.

IMAGIC



Custom walls with painted glass panels or with printed images.



CEILING
WALL
WHITE

JOINTS
BEIGE

CEILING
RETURNS
JOINTS
BRUSHED

FLOORING
OAK



The final aspect of the car might differ from the image in catalogue.
Our cabins can be customized to your liking. Please consult for other finishes.

MELAMINE AND LAMINATED PLYWOOD

NO HORIZONTAL DADO RAILS **WALLS** laminated. Printed safety glass to rear.

HANDRAIL round handrail with curved ends in brushed stainless steel.

CEILING suspended in white powder coated sheet steel with lighting via flush mounted led spots.

FLOORING white artificial stone.

RETURNS AND JOINTS brushed stainless steel.

TRACE ROJA



WALL
**ELEMENTAL
CORTEN**



CEILING
WHITE



CEILING
RETURNS
JOINTS
BRUSHED



FLOORING
WHITE

Custom walls with painted glass panels or with printed images.

CTV



The final aspect of the car might differ from the image in catalogue.
Our cabins can be customized to your liking. Please consult for other finishes.

MELAMINE AND LAMINATED PLYWOOD

NO HORIZONTAL DADO RAILS **WALLS** laminated. Printed safety glass to rear.

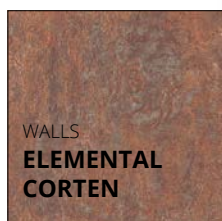
HANDRAIL round handrail with curved ends in brushed stainless steel.

CEILING suspended in white powder coated sheet steel with lighting via flush mounted led spots.

FLOORING white artificial stone.

RETURNS AND JOINTS brushed stainless steel.

TRACE MARRÓN



WALLS
**ELEMENTAL
CORTEN**



CEILING
WHITE




RETURNS
JOINTS
BRUSHED



FLOORING
WHITE

Custom walls with painted glass panels or with printed images.



The final aspect of the car might differ from the image in catalogue.
Our cabins can be customized to your liking. Please consult for other finishes.

MELAMINE AND LAMINATED PLYWOOD

NO HORIZONTAL DADO RAILS **WALLS** laminated. Printed safety glass to rear.


HANDRAIL round handrail with curved ends in brushed stainless steel.

CEILING suspended in white powder coated sheet steel with lighting via flush mounted led spots.

FLOORING white artificial stone.

RETURNS AND JOINTS brushed stainless steel.

TRACE VERDE



WALLS
WOOD



CEILING
WHITE




RETURNS
JOINTS
BRUSHED



FLOORING
WHITE

Custom walls with painted glass panels or with printed images.



The final aspect of the car might differ from the image in catalogue.
Our cabins can be customized to your liking. Please consult for other finishes.

LAC - CRISTAL



WALLS one side wall in blue back painted 4 mm safety glass with polished edge and panoramic walls framed in stainless steel.



HANDRAIL round handrail with curved ends in brushed stainless steel.

CEILING suspended brushed stainless steel with lighting via flush mounted led spots.

FLOORING cement grey antislip rubber.

RETURNS AND JOINTS brushed stainless steel.

Custom walls with painted glass panels or with printed images.



The final aspect of the car might differ from the image in catalogue.
Our cabins can be customized to your liking. Please consult for other finishes.

LAC - STEEL



WALLS one side wall in blue back painted 4 mm safety glass with polished edge and a stainless steel wall to rear.

HANDRAIL round handrail with curved ends in brushed stainless steel.

MIRROR 4 mm silver coloured safety mirror strip with polished.

CEILING suspended brushed stainless steel with lighting via flush mounted led spots.

FLOORING cement grey antislip rubber.

RETURNS AND JOINTS brushed stainless steel.

Custom walls with painted glass panels or with printed images.

CTV

WALL
BLUE

PARED
CEILING
RETURNS
JOINTS
BRUSHED

FLOORING
CEMENT GREY



The final aspect of the car might differ from the image in catalogue.
Our cabins can be customized to your liking. Please consult for other finishes.



CTV

COMPONENTES DE TRÁFICO VERTICAL

Pol. Ind. La Huertecilla. C/Generación n.º 44 29004 Málaga (España)

T+34 952 20 71 66

F+34 952 20 32 91

e-mail ctv@ctvlifts.com

www.ctvlifts.com